


AAXICO TECHNICAL SERVICES PRODUCT RELEASE



**AAXICO Technical Services (ATS) is pleased to announce PMA
on the following Part Number:**

OEM	End Item P/N	Description	OEM P/N	Approved Replacement PMA P/N	Eligibility
Gables Engineering	G6223	LCD	245-0033	245-033ATS	B757 B767-200 B767-300

Advantages of Product Improvement: Identical to OEM. Price advantage over OEM product. Immediate availability of inventory through AAXICO.

Contact any AAXICO office listed below for pricing.



Corporate Headquarters * Miami, Florida * Tel: +1-305-592-4633 * Fax: +1-305-592-6828 * SITA: MIAXSXD
 European Office * Hampshire, England * Tel: +44 (0)1730 268641 * Fax: +44 (0)1730 268701 * SITA: LGWXSXD
 Southern Africa Office * Johannesburg * Tel: +27 11 9786440 * Fax: +27 11 9786374
 Asia-Pacific Office * Singapore * Tel: +65 64835003 * Fax: +65 64835002 * SITA: SINSXSD
 China Office * Beijing * Tel: +86-10-64382701 * Fax: +86-10-64382725
www.aaxico.com * sales@aaxico.com

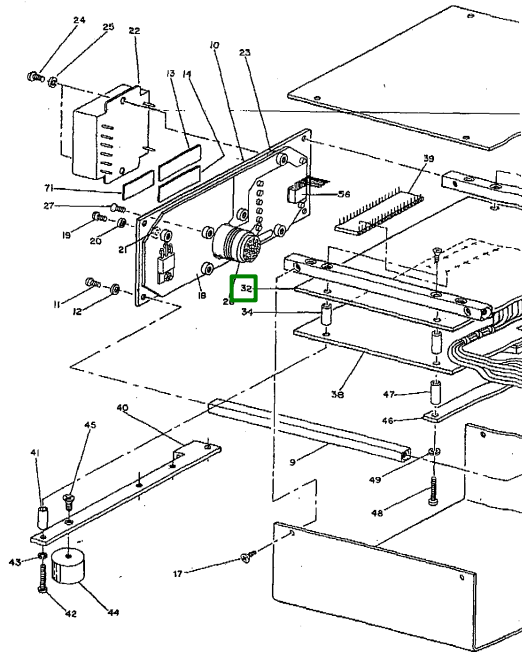


Figure 1. VHF COMM Control Panel G6223 (PLAIN, -04)
Exploded View

23-11-03 Page 1019/1020
Mar 27/92

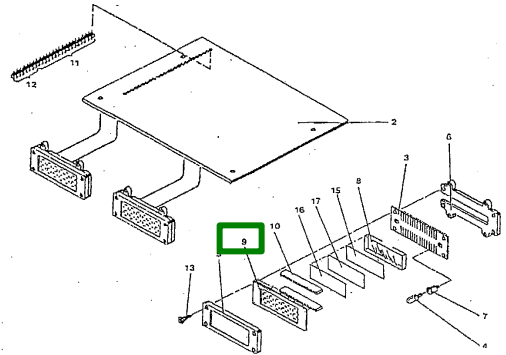


Figure 2A. Dual LCD Display Assembly
PC1-PC3 (700-D30620A-001/700-D30620B-001)

23-11-03 Page 1044
Mar 27/92

FIG-ITEM	PART NUMBER	AIRLINE STOCK NUMBER	NOMENCLATURE	EFF	UNITS PER ASSY
1A-19	600A28310E001		.SCREW, 4/40 X 3/8 PAN HD PHIL SS, PC5 MTG		1
20	600A28249-003		.WASHER, LOCK SPLIT #4 MEDIUM SS, PC5 MTG		1
21	600A00740-006		.SPACER, 0.120 X 0.250 X 0.062 CL, PC5 MTG		1
22	400-0011		.POWER SUPPLY, 28 VDC IN/30 VDC OUT, PS1 (ESDS)		1
23	600A00740-006		.SPACER, 0.120 X 0.250 X 0.062 CL, PS1/PCS MTG		2
24	600A28310E007		.SCREW, 4/40 X 7/16 PAN HD PHIL SS, PS1/PCS MTG		2
25	600A28249-003		.WASHER, LOCK SPLIT #4 MEDIUM SS, PS1/PCS MTG		2
26	210-0344		.CONNECTOR, RECP FLGE MTG BAYONET COUPL, (V81349) M83723-72R1624N, J1		1
27	600A28498E006		.SCREW, 4/40 X 5/16 FL HD UC PHIL, J1 MTG		4
28	514-0054		.SWITCH, TOG DPDT 1/4 MA/NONE/MA, (V15605) 8867K4, S3		1
29	514-0028		.CAP/SWITCH, WHITE, (V15605) 49-4159, FOR S3		1
30	700D27980		.SWITCH, SHUTTERWHEEL, DUAL, 8-PIN CONNECTOR, S1, 2		2
30A	700D41000E		.SWITCH, SHUTTERWHEEL, DUAL, 8-PIN CONNECTOR, S1, 2		2
31	600A28498E001		.SCREW, 4/40 X 3/16 FL HD UC PHIL, S1, 2 MTG		4
32	700D30620A001		.BD/ASSY, DISPLAY LCD DUAL COMM CLEAR (SEE FIG. 2A) PC1,2,3 (ESDS)		1
32A	700D30620A004		.BD/ASSY, DISPLAY LCD DUAL COMM CLEAR (SEE FIG. 2B) PC1,2,3 (ESDS)	A	1
33	600A28498E020		.SCREW, 4/40 X 1/2 FL HD PHIL SS, PC1 MTG		4
34	600A04080-019		.STANDOFF, 0.188 X 0.437 TAP 4/40 THRU, FOR PC4		4

-- Item Not Illustrated.

23-11-03 Page 1030
Aug 24/01

FIG-ITEM	PART NUMBER	AIRLINE STOCK NUMBER	NOMENCLATURE	EFF	UNITS PER ASSY
2A-1	700D30620A001		.BD/ASSY, DUAL DISPLAY LCD H/C COMM CLEAR, (SEE FIG. 1 FOR NHA), PC1, 2, 3 (ESDS)	A	RF
2A-1	700D30620B001		.BD/ASSY, DUAL DISPLAY LCD H/C COMM CLEAR, (SEE FIG. 1 FOR NHA), PC1, 2, 3 (ESDS)	B	RF
2	701-0210-00		.BD/ASSY, DUAL DRIVER LCD (SEE FIG. 4), PC1 (ESDS)		1
3	170-0242		.BD/ASSY, LCD DISPLAY MTG/EDS DISPLAY, PC2, 3		2
4	247-0115		.LAMP, T1 UNBASED 5 VOLTS .115 A CLEAR (V61342) LTX715AS15	A	4
4	247-0043		.LAMP, T1 UNBASED 5 VOLTS .075 A CLEAR (V61342) LTX715AS15	B	4
5	600B30582D		.HOLDER, LCD LIGHTED		2
6	600B30583		.PLATE, LCD HOLDER		2
7	600B27587		.SOCKET, LAMP, T1 UNBASED RELAMPABLE, WHT		4
8	600A30940A		.DIFFUSER, LCD BACK LIGHT	A	2
8	600A30940C001		.DIFFUSER, LCD MRK II 1.690 X 0.500 X 0.120	B	2
8	600A30940D001		.DIFFUSER, LCD MRK II 1.790 X 0.500 X 0.124	B	2
8	600A42732-001		.DIFFUSER, LCD MRK II 1.790 X 0.500 X 0.125	A	2
9	245-0025		.DISPLAY, LCD 5 DIGIT LIGHTED HI CONTRAST DS1-2	A	2
9	245-0033		.DISPLAY, LCD 5 DIGIT LIGHTED VERY HI CONTRAST DS1-2	B	2
10	213-0324		.CONNECTOR STRIP, L=1.8 W=0.5 H=0.2, (V53217) 02-62108, ZEBRA STRIP		4
10	213-0462		.ZEBRA STRIP, CONNECTOR, L=1.8W=0.050/H=0.200, (V53217) 02-62108	A	4
11	213-0065		.CONNECTOR, 20 CONTACTS ADAPTER STRIP PIN, (V0A8M9) 350-10-120-00-001000, J1-PIN 1 THRU 20		1

-- Item Not Illustrated

23-11-03 Page 1045
Sep 17/01

PARTS MANUFACTURER APPROVAL NO. PQ1565CE
 PRODUCTION APPROVAL LISTING-SUPPLEMENT NO. #37
 DATE: January 20, 2004

FEDERAL AVIATION ADMINISTRATION-PARTS MANUFACTURER APPROVAL

AAXICO Technical Services
 8881 NW 13 Terrace
 Miami, Florida 33172
 (305) 592-4633

<u>Part Name</u>	<u>Part Number</u>	<u>Approved Replacement For</u>	<u>FAA Approval Basis and Approved Design Data</u>	<u>Installation Eligibility: Make</u>	<u>Installation Eligibility: Model</u>
LCD	245-0025ATS	Gables Engineering P/N 245-0025	Identity Per 14 CFR Part 21, Section 21.303(c)(4) FAA Design Data Approval per FAA 8110-3 dated 1/15/04, Dwg No. 245-0025ATS, Rev: N/C, Date: 01/15/04 or later FAA approved revision	McDonnell Douglas	MD88 MD90
LCD	245-0033ATS	Gables Engineering P/N 245-0033	Identity Per 14 CFR Part 21, Section 21.303(c)(4) FAA Design Data Approval per FAA 8110-3 dated 1/15/04, Dwg No. 245-0033ATS, Rev: N/C, Date: 01/15/04 or later FAA approved revision	BOEING	757 767-200 767-300
LCD	71229-0001ATS	Smith Industries P/N 71229-0001	Identity Per CFR 14 Part 21, Section 21.303(c)(4) FAA Design Data Approval per FAA 8110-3 dated 1/15/04, Dwg No. 71229-0001ATS, Rev: N/C, Date: 01/15/04 or later FAA approved revision	BOEING	757 767-200 767-300 767-400
Bolt-Slabbed Head	9234M17P05AT S	9234M17P05	Test and Computation Per 14 CFR Part 21, section 21.303(c)(4) FAA Design Data Approval Per FAA Letter Dated 01/15/04, Drawing No. 9234M17P05ATS, Rev. 2 dated 12/01/03 or later FAA approved revision	General Electric	CF6-80C2

-----End of Listing-----

Note: Minor design changes (reference 14 CFR part 21.93 and 21.95) must be submitted in a manner as determined by the ACO. Major design changes (reference 14 CFR part 21.93 and 21.97) to drawings and specification are to be handled in the same manner as that for an original FAA-PMA.

Richard R. Piper
 for Mack Riley
 Manager, Orlando MIDO

